

Reflexology Student Documentation Form

Client Name _____

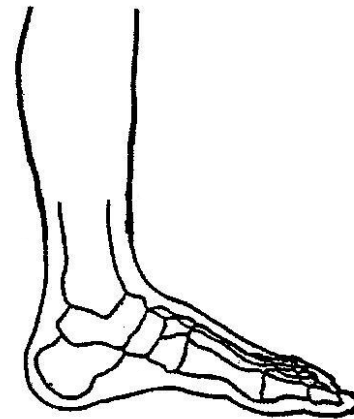
Address _____

Phone _____

LEFT FOOT & LOWER LEG

Lateral

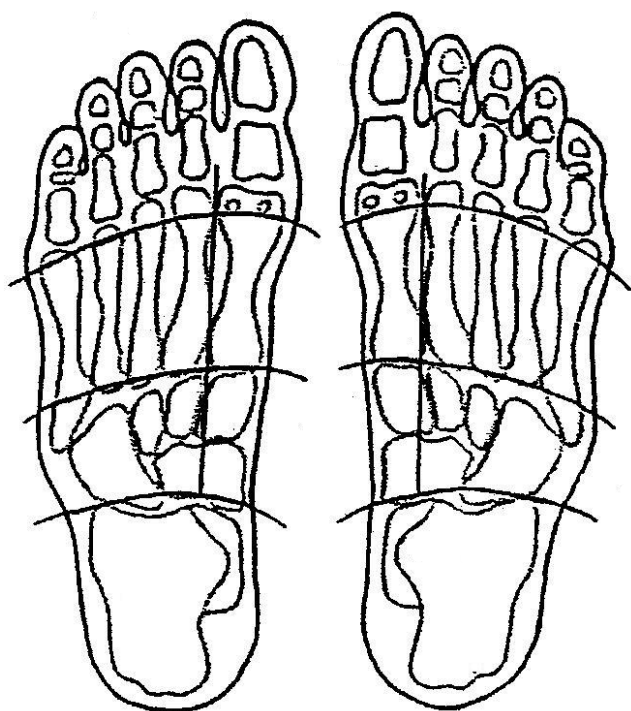
Medial



PLANTAR SURFACE

Right

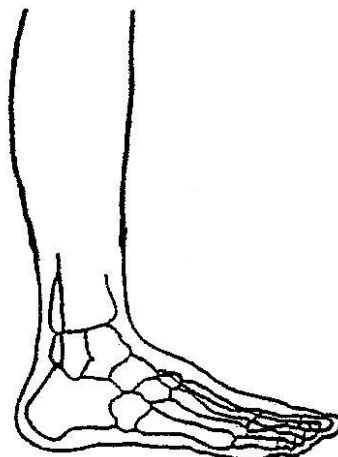
Left



RIGHT FOOT & LOWER LEG

Medial

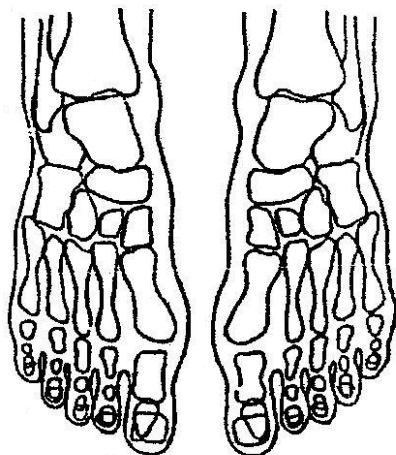
Lateral



DORSAL SURFACE

Right

Left



Observations key (mark on the feet):

- A. corn
- B. calluses
- C. puffiness
- D. change in tissue texture
- E. unusual color or rashes
- F. scar of past injury
- G. current injury or bruise
- H. bunion
- I. hammer toe
- J. ingrown nail
- K. warts
- L. other (explain)

- 1. slight sensitivity or superficial tension
- 2. moderate discomfort
- 3. tolerable but intense discomfort
- 4. intolerable pain